

Brezplačen Windows 10 Education Upgrade za dijake

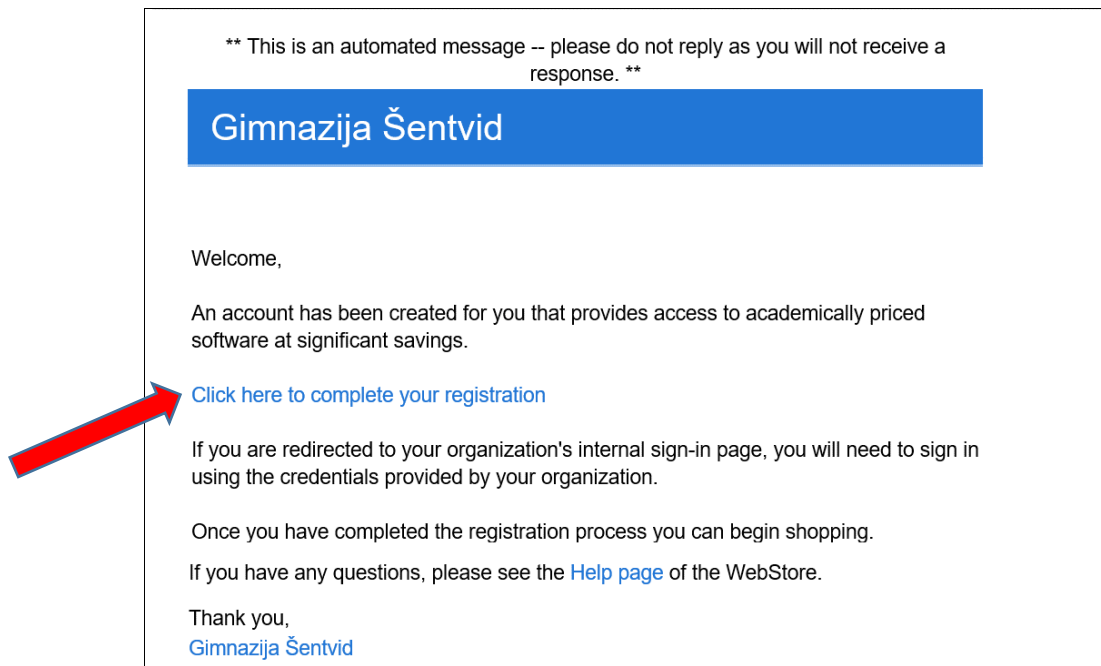
V okviru obstoječe EES pogodbe je sedaj omogočena **brezplačna nadgradnja operacijskega sistema Windows tudi vsem dijakom**. Vsak dijak je upravičen do 1 licence Windows 10 Education Upgrade za uporabo na svojih domačih napravah.

Distribucija licence je preko spletnega portala [Kivuto](#), preko katerega dijaki pridobijo aktivacijski ključ in prenos Windows 10 Education Upgrade. **Storitev je brezplačna in enostavna za uporabo.**

POZOR: Licenca Windows 10 Education Upgrade je nadgradna licenca, pogoj za namestitev je predhodno nameščena ena od verzij operacijskega sistema Windows.

Navodilo za pridobitev aktivacijskega ključa in prenos Windows 10 Education Upgrade

Na elektronski naslov, ki ste ga navedli pri vpisu na gimnazijo, ste dobili naslednje elektronsko sporočilo:



Za registracijo kliknite na besedilo [Click here to complete your registration](#)

Account Registration

First Name* Last Name*

Username* Email Address*

Choose a Password* Confirm Password*

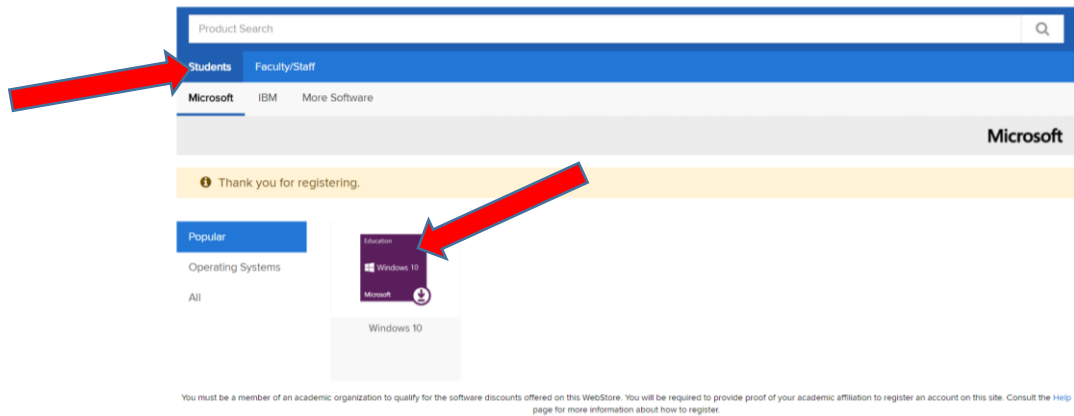
Your email address will act as your username. You will use it to sign in to the WebStore.

Receive email communications from OnTheHub, powered by Kivuto Solutions Inc., including information about promotions and new releases. You can unsubscribe at any time. For further details and contact information, please refer to the [Privacy Policy](#).

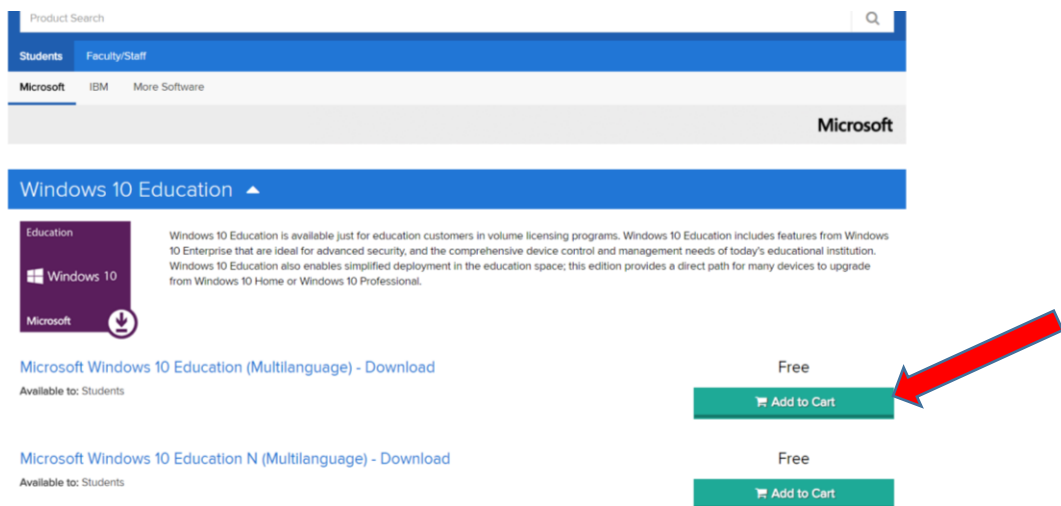
Please keep me informed of products, services, and information specifically related to this offer. (Required for program consideration)

[Privacy & Terms](#)

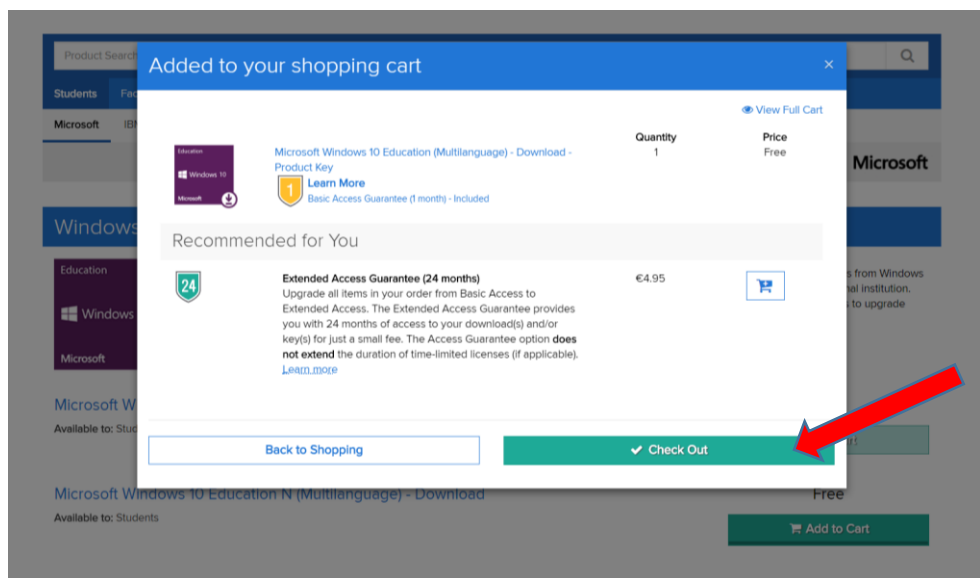
Izpolnite prazna polja: **First Name** (ime), **Last Name** (priimek), vpišite svoje geslo v polje **Choose a Password**, potrdite geslo v polju **Confirm Password**. V polje **Type the text** odtipkajte črke, ki jih vidite nad poljem brez presledka (primer iz slike: MUIRArts). Iz polja **Username** je razvidno vaše uporabniško ime. Pritisnite tipko **Register**



Izberite zavihek **Students** in kliknite na ikono **Windows 10**, če želite brezplačno nadgradnjo na Windows 10



Kliknite na gumb **Add to Cart**



Kliknite na gumb **Check Out**

1 Messages

2 Order

3 Details

Microsoft Student Option User Acceptance Form

This message applies to:

Product	Agreement Number	Enrollment Number
Microsoft Windows 10 Education (Multilanguage) - Download - Product Key	77408258	77408258

1. **Grant of license** Licensor hereby grants student the right to run one copy of the version number and language of the software identified below which student has installed on student's PC per the rights granted to student by the Institution under the Campus subscription program. Student's right to use the software shall be governed by and subject to the relevant section(s) of the most current Product Terms.

2. Description of rights and limitations.

- **Limitations on reverse engineering, recompilation, and disassembly.** Student may not reverse engineer, decompile, or disassemble the software, except and only to the extent that such activity is expressly permitted by applicable law notwithstanding this limitation.
- **Separation of components.** The software is licensed as a single Product. Its component parts, if any, may not be separated for use on more than one computer.
- **Rental.** Student may not rent, lease, or lend the software.
- **Support services.** Students acquiring software under the Campus Agreement program are not entitled to free telephone support.
- **Software transfer.** Notwithstanding any terms to the contrary in Institution's Campus Agreement, student may not sell, assign or otherwise transfer student's rights under this student license confirmation. In view of the fact that student has acquired the right to use the software under special terms pursuant to Institution's Campus Agreement, any transfer of student's rights under this student license confirmation is strictly prohibited.

3. **Copyright.** All title and copyrights in and to the software (including but not limited to any images, photographs, animations, video, audio, music, text, and "applets" incorporated into the software), and any copies of the software are owned by Microsoft or its suppliers. The software is protected by copyright laws and international treaty provisions. Therefore, student must treat the software like any other copyrighted material except that student may install the software on a single computer provided student keeps the original solely for backup or archival purposes.

Date: Friday, October 20, 2017

Username*:

mart

Signature (type name)*:

Janez Novak

Janez Novak

Decline

Accept

Vpišite **User Name**, kot je predlagano pod vpisnim okencem (na sliki mart...) in nato vpišite **Signature (type name)**, kot je predlagano pod vpisnim okencem (na sliki Janez Novak) in kliknite na **Accept**

1 Messages 2 Order 3 Details

Contact Information Fields marked with an asterisk (*) are required.

First Name* Janez Last Name* Novak

Email* marti

Receive email communications from OrTheHub, powered by Kivuto Solutions Inc., including information about promotions and new releases. You can unsubscribe at any time. For further details and contact information, please refer to the Privacy Policy.

Items Learn More Basic Access Guarantee (1 month) - Included

Item	Amount
Microsoft Windows 10 Education (Multilanguage) - Download - Product Key	Free
Subtotal:	Free
Taxes:	-
Total:	Free

Proceed With Order

Kliknite na **Proceed With Order**

1 Messages 2 Order 3 Details

! Your order has been placed and a confirmation email will be sent to you shortly. An invoice you can print is available [here](#). Detailed information about all of your orders can always be found under Your Account.

Details (Order Number: 100574715088)

Access Codes 31 Days Left! Basic Access Guarantee (1 month) - Included

Microsoft Windows 10 Education (Multilanguage) - Download - Product Key

Product Key: TWJCN J-RX8WB6

Get Started

Recommended for You

Generira se **Product Key** (aktivacijski ključ). Kliknite **Get Started**

Upgrading to Windows 10 Education

Thank you for ordering the Windows 10 Education upgrade! Please follow the important instructions below to perform the upgrade.

- [Upgrading from Windows 7, 8 or 8.1](#)
- [Upgrading from Windows XP or Vista / Mac](#)
- [Upgrading from Windows 10 Home or Professional](#)

Windows 7, Windows 8 and Windows 8.1 users:

1. Use Windows Update to upgrade from the Home or Professional version of your current operating system to the Home/Professional version of Windows 10 (**Control Panel » System and Security » Windows Update » Get started**).
2. After the upgrade to Windows 10 Home/Professional is complete, go to **Settings » Update and security » Activation**, and click: **Change product key**.
3. Enter the product key from your order receipt to upgrade to Windows 10 Education.

Important: Windows 10 will be deployed through Windows Update in phases. It may take longer for this option to appear on some machines than on others. If you do not see the option to upgrade to Windows 10 through Windows Update, you can upgrade by going to [Microsoft's Windows 10 Software Download Site](#), clicking the **Download tool now** button, and following the on-screen instructions.

Windows XP and Windows Vista users:

1. Go to [Microsoft's ISO Software Download Site](#).
2. Enter the product key from your order receipt when prompted to launch the upgrade to Windows 10 Education.

Important: Upgrading in this fashion will cause all files, settings and software applications to be deleted from your computer. Be sure to back up all important data before you upgrade your operating system.

Windows 10 Home/Professional users:

1. Go to **Settings » Update and security » Activation**, and click: **Change product key**.
2. Enter the product key from your order receipt to upgrade to Windows 10 Education.



Odprejo se navodila za posodobitev različnih predhodnih operacijskih sistemov Windows na operacijski sistem Windows 10. Po posodobitvi vnesite pridobljeni aktivacijski ključ.